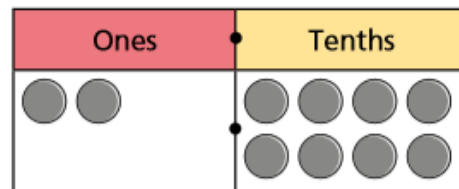
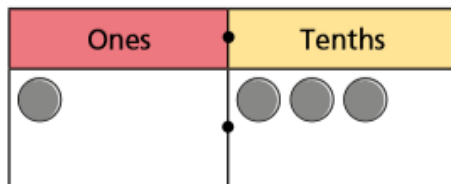
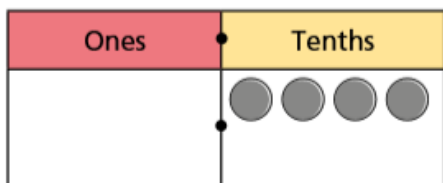


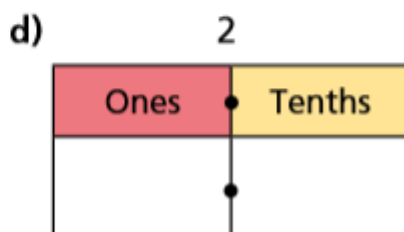
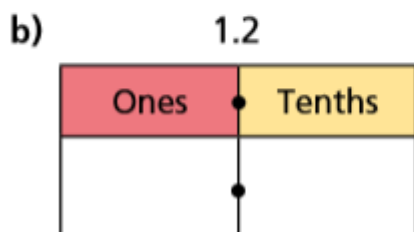
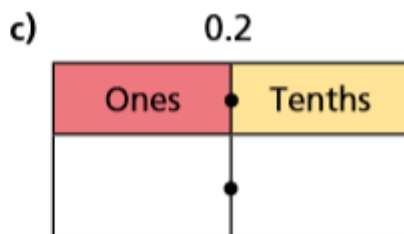
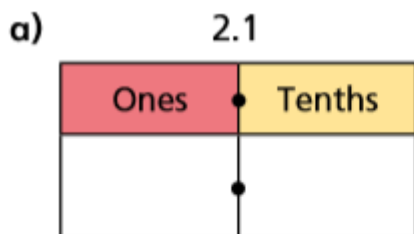
Friday 1st May 2020

Tenths

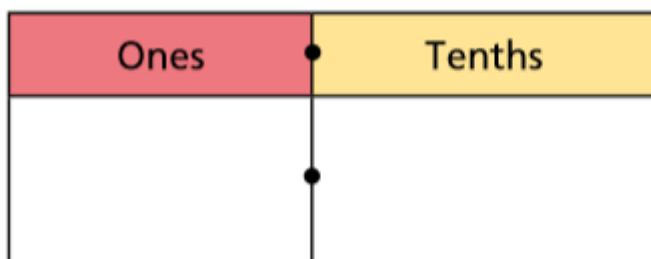
1.) Write down the decimal that is written in each place value chart.



2.) Draw counters to represent each decimal to represent each decimal




3.) Miss Campbell has 8 counters. She puts them on this place value chart to make different numbers.



- a.) The smallest possible number is...
- b.) The greatest possible number is...
- c.) A number between 3 and 4 is...
- d.) The closest possible number to 5 is...

Place the decimals on the number line.



- 2.7 2.3 1.9 2.5 2.9 3.2

What should the start and end numbers on the number line be?

